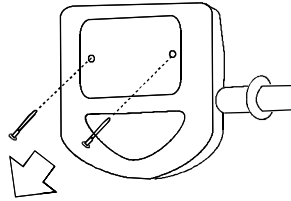


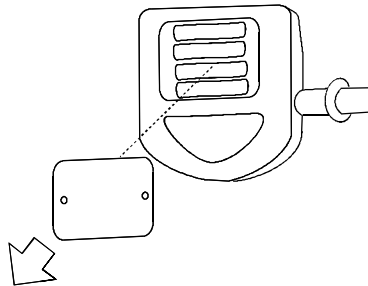


## S4 Monitor Board Replacement

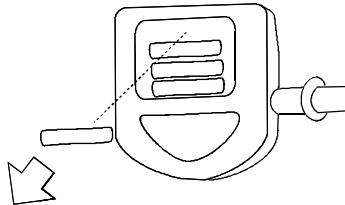
**Step 1-** Remove screws (2) fastening the battery cover at the rear of the monitor as shown.



**Step 2-** Remove the Battery Cover as shown.



**Step 3-** Remove Batterie as shown.



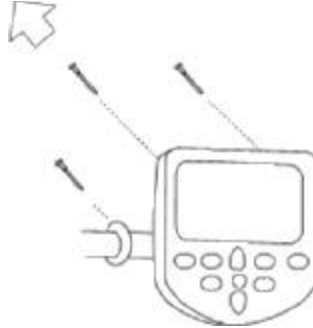
### WaterRower

Europe: 25 Acton Park Estate, The Vale, London, W3 7QE, Tel: 020 8749 8400  
support@waterrower.co.uk, www.waterrower.co.uk  
America: 56 Metacom Avenue, Warren, RI, 02885, Tel: 401 247 7742  
support@waterrower.com, www.waterrower.com

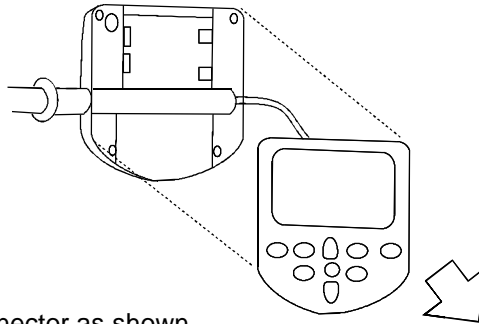


## S4 Monitor Board Replacement

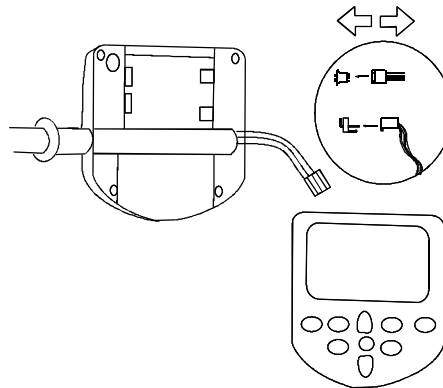
**Step 4-** Remove screws (4) fastening the Monitor Board Assembly to the housing as shown.



**Step 5-** Remove Monitor Board Assembly as shown.



**Step 6-** Remove the Sensor Wiring Connector as shown.



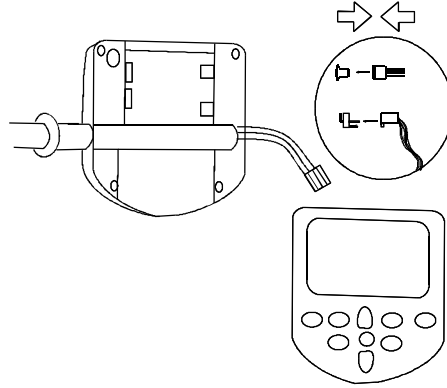
### WaterRower

Europe: 25 Acton Park Estate, The Vale, London, W3 7QE, Tel: 020 8749 8400  
support@waterrower.co.uk, www.waterrower.co.uk  
America: 56 Metacom Avenue, Warren, RI, 02885, Tel: 401 247 7742  
support@waterrower.com, www.waterrower.com

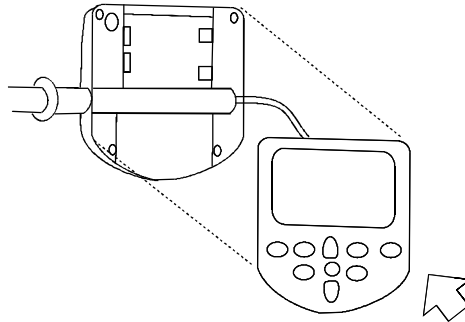


## S4 Monitor Board Replacement

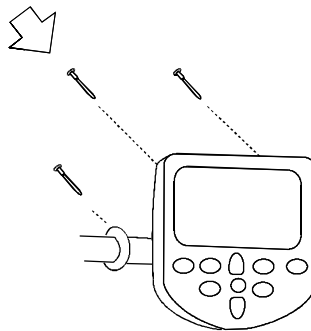
**Step 7-** Replace monitor board as shown. Be careful to ensure that you place the Sensor Wiring Connector correctly. The connector should be orientated so that the red wire is toward the outside edge of the board.



**Step 8-** Replace Monitor Board assembly as shown.



**Step 9-** Replace screws (4) fastening the Monitor Board Assembly to the Monitor Housing as shown.



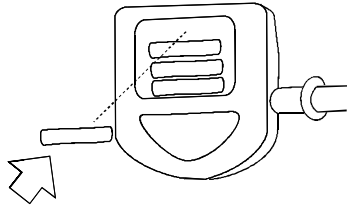
### WaterRower

Europe: 25 Acton Park Estate, The Vale, London, W3 7QE, Tel: 020 8749 8400  
support@waterrower.co.uk, www.waterrower.co.uk  
America: 56 Metacom Avenue, Warren, RI, 02885, Tel: 401 247 7742  
support@waterrower.com, www.waterrower.com

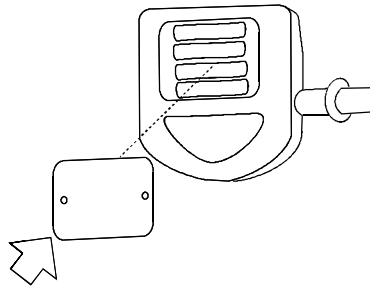


## S4 Monitor Board Replacement

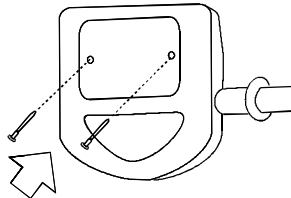
**Step 10-** Replace Batteries as shown.



**Step 11-** Replace the Battery Cover as shown.



**Step 12-** Replace the screws (2) fastening the battery cover at the rear of the monitor as shown.



### **WaterRower**

Europe: 25 Acton Park Estate, The Vale, London, W3 7QE, Tel: 020 8749 8400  
support@waterrower.co.uk, www.waterrower.co.uk  
America: 56 Metacom Avenue, Warren, RI, 02885, Tel: 401 247 7742  
support@waterrower.com, www.waterrower.com